



CAPE CONFERENCE ACHM NEWSLETTER





7-13 May 2023



Adventist Children's Ministries



SEE INSIDE

-  [Gracelink Sabbath School Lessons](#)
 -  [Upcoming Events](#)
 -  [Fun Facts for Kids](#)
 -  [Creative Corner](#)
- ...and more



GRACELINK LESSONS



Read this week's Mission Story : [click here](#)

Beginner Class "Daniel and the Lions"

Memory Verse: "[Daniel] went to his room three times a day to pray" ~ Daniel 6:10

■ Student's Lesson: [Click Here](#)

■ Teacher's Lesson: [Click Here](#)

■ Video: [Click Here](#)

Kindergarten Class "The Fiery Furnace"

Memory Verse: "I We will serve the Lord" ~ Joshua 24:15

■ Student's Lesson: [Click Here](#)

■ Teacher's Lesson: [Click Here](#)

■ Video: [Click Here](#)

Primary Class "A Day of Celebration"

Memory Verse: "'Then God blessed the seventh day and made it holy" ~ Genesis 2:3

■ Student's Lesson: [Click Here](#)

■ Teacher's Lesson: [Click Here](#)

■ Video: [Click Here](#)

Powerpoints Class "Gathering the Nations"

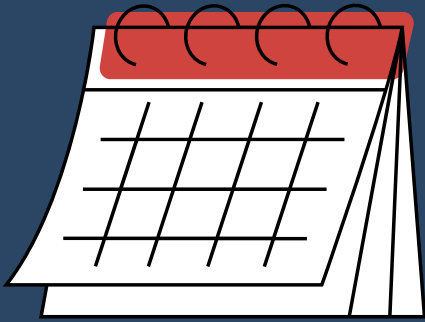
PowerText: "Therefore go and make disciples of all nations, baptizing them in the name of the Father and of the Son and of the Holy Spirit, and teaching them to obey everything I have commanded you. And surely I am with you always, to the very end of the age" ~ Matthew 28:19, 20

■ Student's Lesson: [Click Here](#)

■ Teacher's Lesson: [Click Here](#)

If you want more on the GraceLink site [click here](#)

Upcoming Calendar Events



Calendar 2023

MAY

27 World Day Of Prayer for
Children at Risk

JULY

22 Children's Sabbath

AUGUST

26 End It Now

OCTOBER

28 Creation Sabbath

NOVEMBER

18 World Orphans and
Vulnerable Children Day

For more information on the upcoming events for 2023 [Click here](#)

Feature of the week

WESTERN SUBURBS ACHM



The ACHM of Western Suburbs SDA Church (ER) visited EP Child & Youth Care Centre. They donated toothpaste, toothbrushes, bathing soaps, lollipops and some toys. They also sang and shared some words of encouragement.



If you would like to share pictures of your Children's Ministries programs please email them to resourcescc22@gmail.com or send them through WhatsApp on 068 766 8581.

TIP OF THE WEEK

"JESUS VALUES CHILDREN"



"Those who love God should feel deeply interested in the children and youth. To them God can reveal His truth and salvation. Jesus calls the little ones that believe on Him, the lambs of His flock. He has a special love for and interest in the children. . . . The most precious offering that the children can give to Jesus, is the freshness of their childhood." Reflecting Christ, p. 373.

"How interestedly the Lord Jesus knocks at the door of families where there are little children to be educated and trained! How gently he watches over the mothers' interest, and how sad He feels to see children neglected. . . . In the home characters are formed; human beings are molded and fashioned to be either a blessing or a curse." That I My Know Him, p. 39.

"As the children gathered the wildflowers growing so abundantly around them, and crowded up to present to Him their little offerings, He received them gladly, smiled upon them, and expressed His joy at seeing so many varieties of flowers." The Upward Look, p. 57.

"These children were His heritage. He knew that He had come to ransom them from the enemy by dying on the cross of Calvary. He spoke words to them that ever after they carried in their hearts. They were delighted to think that He appreciated their gifts and spoke so lovingly to them." Upward Look, p. 57.

"Christ watched children at their play, and often expressed His approval when they gained an innocent victory over something they were determined to do. He sang to children in sweet and blessed words. They knew that He loved them. He never frowned on them. He shared their childish joys and sorrows. Often He would gather flowers, and after pointing out their beauties to the children, would leave them with them as a gift. He had made the flowers and He delighted to point out their beauties." Upward Look, p. 57

"It has been said that Jesus never smiled. This is not correct. A child in its innocence and purity called forth from His lips joyous song." Manuscript 20, Feb. 12, 1902, "Our Elder Brother." Upward Look p. 57.

"God wants every child of tender age to be His child, to be adopted into His family." Counsels to Teachers and Parents, p. 169.

"When Jesus told the disciples not to forbid the children to come to Him, He was speaking to His followers in all ages,--to officers of the church, to ministers, helpers, and all Christians. Jesus is drawing the children, and He bids us, Suffer them to come; as if He would say, They will come if you do not hinder them.." Desire of Ages, p. 517.

Taken from:<https://children.adventist.org/ellen-white-and-children>

CONFERENCE EVENTS



CAPE CONFERENCE ADVENTIST CHILDREN'S MINISTRIES



Leadership Training Dates 2023

Mission Statement

The Mission of the Children's Ministries Department is to nurture children into a loving, serving relationship with Jesus.

Our Philosophy

Children's Ministries looks at the whole child and seeks to provide multiple ministries that will lead children to Jesus and disciple them in their daily walk with Him.

LEVEL 1 **5 February**

LEVEL 2 **12 March**

LEVEL 3 **2 April**

LEVEL 4 **7 May**

LEVEL 5 **4 June**

LEVEL 6 **2 July**

LEVEL 7 **20 August**


LEVEL 8 **10 September**

LEVEL 9 **1 October**

LEVEL 10 **5 November**

LEVEL 11 **3 December**



Trainings will take place via  **zoom**

For queries please email **Pr C Liebrandt**
Email: Liebrandtc@cc.adventist.org



RESOURCES



The Yearbook for 2023 is titled;
"Michael Asks Why" by Sally Pierson Dillon.

To Download the book [Click Here](#)

(28 Fundamental Beliefs for Children)

Download the **28 Fundamental Beliefs for children (God Loves me 28 ways) lessons:** [click here](#)

(VBS RESOURCES)

Download resources for **VBS**
[click here](#)

(Children's Mental Health Presentation)

Download the **Children's Mental Health Presentation**
Or watch it on YouTube [click here](#)

(Bullying Presentation)

Download the Bullying Presentation slides [click here](#)
Or watch its recording [click here](#)

(Social Media and Children Presentation)

Watch the presentation on **Social Media and Children:**
[click here](#)

FUN FACTS FOR KIDS

The Colosseum



This month we are sharing facts about some of the 7 wonders of the world.

DID YOU KNOW?

- The Colosseum is said to be built between 72 A.D and 80 A.D under the Emperor Vespasian, in the heart of Ancient Rome.
- It is made from stone and concrete and was built with the man power of tens of thousands of slaves.
- The Colosseum is the largest amphitheater in the world! Oval in shape, it measures 189m long, 156m wide and 50m high (about the height of a 12 storey buildings). This ancient sporting arena could easily fit a modern day football pitch inside!
- This building had 80 entrances and could seat approximately 50,000 spectators who would come to watch sporting events and games.
- Free for all! At the Colosseum's major events — often those organised and paid for by the emperors themselves — there was no entry fee. And free food was sometimes served, too. Bonus! Emperors would use this as a way to gain popularity and support from the public.
- Below the Colosseum were numerous rooms and underground passages. Here is where the animals and gladiators were kept.
- Although two-thirds of the colosseum has been destroyed over time — mostly the result of vandalism, earthquakes and fires — it is today a popular tourist site, attracting thousands of people every year!



CREATIVE CORNER

PAPER FLOWER CRAFT



Materials

- Purple, blue, yellow, green paper
- Pencil
- Scissors
- Glue stick
- Green paint
- Wooden sticks (or straws)
- Black marker
- Blush (or pink marker)



Instructions

1. Draw nine large petals, sixteen medium petals and eleven small petals on blue paper and cut them out. Make a small cut at the bottom of the petals and glue them together according to their sizes (Large ones together, medium together etc.)



2. Draw 3 circles on the yellow paper and cut them out. Draw a face on each of them.

3. Glue the petals at the back of each face (each petal size has its own face).

4. Cut to size the wood sticks and paint them with green paint.



5. Draw six small leaves (same shape as the smallest petals) on green paper and cut them out. Make a small cut at the bottom of the leaves and glue them to the sticks (stem).



6. Glue the complete flowers on purple paper to make a canvas.



SPOT THE DIFFERENCE

Compare the picture on the top with the picture on bottom. Circle the 10 things that are different.

This activity is downloadable in PDF with answers: [Click Here](#)



Pastor Cordell Liebrandt
Director
Women and Children Ministries
Cape Conference
of Seventh-day Adventist



liebrandtc@cc.adventist.org

